

MOST IMMEDIATE

**No. 5-1/2017-Desk (MDM)
Government of India
Ministry of Human Resource Development
Department of School Education & Literacy
(Mid Day Meal Division)

Shastri Bhavan, New Delhi.
Dated 3rd March, 2017

Subject: Allocation of foodgrains to States/UTs under National Programme of Mid-Day Meal in Schools (MDMS) for the 1st and 2nd Quarters (April to September, 2017) of financial year 2017-18.


Department of Food & Public Distribution has concurred the allocation of 1287479.33 tons of food grain comprising 196284.05 tons of wheat and 1091195.28 tons of rice vide O.M. No. 4-2/2017-BP-II dated 28.02.2017 to various States / UTs at National Food Security Act (NFSA) rates i.e. Rs.2.00 per kg for wheat and Rs.3.00 per kg for rice under National Programme of Mid-Day Meal in Schools (MDMS) for 1st Quarter (April to June, 2017) and 2nd Quarter (July to September, 2017) of 2017-18. Accordingly, the food grain allocation for various States/UTs during each of the first two quarters of 2017-18 is forwarded herewith at **Annexure-I and II** respectively.

2. States/UTs are requested to further allocate the food grains to their districts as per their requirement on the basis of approved number of children and working days under intimation to this Department as well as to Food Corporation of India (FCI) for supply of food grains accordingly.

3. After receiving food grain allocation from the States/UTs, the District Administration will send a schedule (periodicity and date/week) of lifting of food grains to the local FCI depot depending upon its requirement, transportation convenience and storage capacity. The validity period for lifting of food grains will be as per extant guidelines.

4. District Administration can lift allocated food grains on monthly, bi-monthly or quarterly basis as indicated in its schedule, in accordance with the guidelines issued by Department of Food & Public Distribution, Ministry of Consumer Affairs, Food & Public Distribution, Govt. of India vide their letter No. 1-2/2008-BP.II dated 18.9.2008, from the FCI godowns starting from the 1st day of the month preceding the allocation quarter and up to 25th of the last month of the allocation quarter. Districts officers are, therefore, required to be directed to lift the food grains accordingly.

5. Payment of the cost of food grains will be made by District authorities within 20 days of the receipt of bills from FCI as per the guidelines issued by this Department vide letter No. 1-15/2009-Desk(MDM) dated 10.2.2010. The guidelines for decentralization of payment of cost of food grains to FCI at district level under MDM Scheme can also be downloaded from the website of this Department www.mdm.nic.in. These instructions may be followed strictly by all States/UTs.


(श्री. विजय भास्कर / G. VIJAYA BHASKAR)
निदेशक / Director
मा.श.वि. मन्त्रालय / Min. of H.R.D.
भारत सरकार / Govt. of India
स्कूल शिक्षा और साक्षरता विभाग
D/o School Education & Literacy
बि.स.प.नं. ५, दिल्ली / Secy, School Education, New Delhi-110001

Contd.../-

6. Procedure laid down in para 3.6 to 3.9 of the above mentioned guidelines dated 10.02.2010 on decentralization of payment of cost of food grains shall be followed meticulously to ensure that the best quality food grains, which in any case will not be inferior to Fair Average Quality (FAQ), is lifted from the FCI godown. The process followed at the time of receipt of food grains from FCI depots should be repeated at each level till the foodgrains reach the end user to ensure that only good quality food grains are delivered for consumption by children. Records/samples to ensure quality should be maintained at all levels.

7. As per para 5.2 of the above mentioned guidelines dated 10.02.2010, a monthly report on payment to FCI and quantity of food grains lifted and released to schools/cooking agency may be furnished in the prescribed format **(Annexure-III)** latest by 15th of the each following month strictly on regular basis. The Monthly Progress Report (MPR) may also be emailed at rajeev6225@gmail.com on monthly basis, without fail.

8. The States / UTs will furnish utilization certificate of the food grains supplied under the Scheme during the year 2016-17 latest by 30.06.2017 in the format enclosed at **Annexure-IV** to enable GOI to release allocation of food grains for the 3rd and 4th Quarter before 1st week of August, 2017. In the utilization certificate, only the quantity actually consumed at the school/cooking agency level will be indicated as utilized. Whatever remains in school/cooking agency/Block/District level stores/godowns will be shown as unspent balance.



(G. Vijaya Bhaskar)
Director (MDM)

Tel. No. 011-23288641


निदेशक / Director
मा.सं.वि. मन्त्रालय / Min. of H.R.D.
भारत सरकार / Govt. of India
स्कूल शिक्षा और साक्षरता विभाग
D/o School Education & Literacy
शास्त्री भवन, नई दिल्ली / Shastri Bhawan, New Delhi-110001

To,

The Principal Secretaries / Secretaries to the Nodal Department of State Govt. / UT Administration dealing with Mid Day Meal

Copy to:

1. The Executive Director (Sales), Food Corporation of India, 16-20, Barakhamba Lane, New Delhi – 110 001 with the photocopy of the above mentioned OM of the Department of Food & Public Distribution for issuing instruction to all concerned to make available at least of FAQ quality of foodgrain at the FCI godowns, facilitate lifting of the same and submit bills to district authorities within 10 days after lifting for payment by them.
2. The Deputy Secretary, Department of Food & Public Distribution (BP-II Section), Krishi Bhavan, New Delhi.
3. The Directors, Mid-Day Meal Scheme of all the States/UTs for necessary action.
4. US(RK)/US(AD)/US(SA)/SO(Desk)/SO(ST)/ SO(RKJ)



(G. Vijaya Bhaskar)
Director (MDM)

(जी. विजय भास्कर / G. VIJAYA BHASKAR)
निदेशक / Director
मा.सं.वि. मन्त्रालय / Min. of H.R.D.
भारत सरकार / Govt. of India
स्कूल शिक्षा और साक्षरता विभाग
D/o School Education & Literacy
शास्त्री भवन, नई दिल्ली / Shastri Bhawan, New Delhi-110001

No.4-2/2017-BP-II
Government of India
Ministry of Consumer Affairs, Food and Public Distribution
Department of Food and Public Distribution

Krishi Bhavan, New Delhi,
Dated the 28th February, 2017.

OFFICE MEMORANDUM

Subject:- **Allocation of food grains under Mid Day Meal Scheme (MDM) for the year 2017-18 for the period 1.04.2017 to 30.09.2017 - reg.**

The undersigned is directed to refer to O.M. No. 5-1/2017-Desk (MDM) dated 20.2.2017 of Ministry of Human Resource Development, Department of School Education & Literacy on the above mentioned subject and to convey the approval of this Department for provisional allocation of 1287479.33 tons of food grains comprising 196284.05 tons of Wheat & 1091195.28 tons of rice for 1st two quarters of 2017-18 (April, 2017 to the September, 2017) to Ministry of Human Resource Development, Department of school Education & Literacy at NFSA prices i.e. Rs. 2 per kg of wheat and Rs. 3 per kg of rice under the Mid Day Meal (MDM) scheme. The allocation for the subsequent quarters will be considered on receipt of requirement of foodgrains from the Ministry of Human Resource Development.

2. The validity period for lifting of foodgrains will be as per extant guidelines.
3. The Ministry of Human Resource Development, Department of School Education & Literacy may communicate State-wise/UT-wise allocation of the allocated quantity of foodgrains to FCI and States/UTs well in time and ensure its lifting within the stipulated validity period by States/UTs.
4. Food Corporation of India (FCI) would issue rice and wheat as per State-wise allocation for the year 2017-18 with monthly breakup to be made by the Department of School Education and Literacy, Ministry of Human Resource Development.
5. The Ministry of Human Resource Development, Department of School Education & Literacy is also requested to furnish consolidated Utilization Certificate in the prescribed proforma GFR - 19A duly signed by the concerned Director for the foodgrains allocated to them under Mid Day Meal (MDM) Scheme for the year 2016-17.
6. The Department of School Education & Literacy, Ministry of Human Resource Development may ensure that FCI gets full payment in respect of food grains released by it to States/UTs under the Scheme & utilization certificates are furnished by the State/UT Governments to it in time. They are also requested to make payment of outstanding amounts to FCI without any delay, as FCI bears huge amount of interest on unpaid outstanding amount.

Asit Halder
(Asit Halder)

Under Secretary to the Government of India
Tele. No. 23382504

To
Ministry of Human Resource Development,
Department of School Education & Literacy,
Shri G. Vijaya Bhaskar, Director, (MDM),
Shastri Bhavan, New Delhi.

V.IMP

USCR
1/3/17
11/3/17
1.3.17
So (Asst)
Sh. Dev.

Copy for information to:-

1. The Chairman-cum-Managing Director, FCI, New Delhi.
2. The General Manager (Sales), FCI, New Delhi.
3. US (Policy-III&IV)/BP-III/BP-I/Guard File.

Asit Halder

(Asit Halder)

Under Secretary to the Government of India

MID-DAY-MEAL SCHEME
Allocation of foodgrains for the 1st Quarter of 2017-18
(For the period 01.04.2017 to 30.06.2017)

(In MTs)

Sl. No.	State/UT	PRIMARY STAGE					UPPER PRIMARY STAGE					NCLP					
		No. of children approved by PAB for 2016-17	No. of Working Days approved by PAB for 1st QTR of the year 2016-17	Foodgrains			No. of children approved by PAB for 2016-17	No. of Working Days approved by PAB for 1st QTR of the year 2016-17	Foodgrains			No. of children approved by PAB for 2016-17	No. of Working Days approved by PAB for 1st QTR of the year 2016-17	Foodgrains			
				Wheat	Rice	Total			Wheat	Rice	Total			Wheat	Rice	Total	
1	2	3	4	5	6	7=(5+6)	8	9	10	11	12=(10+11)	13	14	15	16	17=(15+16)	
1	Andhra Pradesh	1828776	31	0.00	5669.21	5669.21	970002	31	0.00	4510.51	4510.51	1413	45	0.00	9.54	9.54	
2	Arunachal Pradesh	168079	31	0.00	521.04	521.04	70602	31	0.00	328.30	328.30			0.00	0.00	0.00	
3	Assam	2900000	51	0.00	14790.00	14790.00	1350000	53	0.00	10732.50	10732.50	11309	78	0.00	132.32	132.32	
4	Bihar	9802783	53	0.00	51954.75	51954.75	3821686	53	0.00	30382.40	30382.40	4466	78	0.00	52.25	52.25	
5	Chhattisgarh	1790000	37	0.00	6623.00	6623.00	1110000	37	0.00	6160.50	6160.50			0.00	0.00	0.00	
6	Goa	85875	34	291.98	0.00	291.98	57260	34	292.03	0.00	292.03			0.00	0.00	0.00	
7	Gujarat	2760840	42	5797.76	5797.76	11595.53	1632295	42	5141.73	5141.73	10283.46	1714	57	7.33	7.33	14.65	
8	Haryana	1013809	41	1246.99	2909.63	4156.62	688088	41	1269.52	2962.22	4231.74	4868	78	17.09	39.87	56.96	
9	Himachal Pradesh	301531	65	0.00	1959.95	1959.95	226687	65	0.00	2210.20	2210.20			0.00	0.00	0.00	
10	Jammu & Kashmir	485000	58	0.00	2813.00	2813.00	232000	58	0.00	2018.40	2018.40	627	77	0.00	7.24	7.24	
11	Jharkhand	2111270	55	0.00	11611.99	11611.99	872093	55	0.00	7194.77	7194.77	6336	75	0.00	71.28	71.28	
12	Karnataka	2909766	34	1385.05	8508.16	9893.20	1757880	34	1255.13	7710.06	8965.19	2046	79	3.39	20.85	24.25	
13	Kerala	1531140	22	0.00	3368.51	3368.51	971090	25	0.00	3641.59	3641.59	0		0.00	0.00	0.00	
14	Madhya Pradesh	3928905	20	5029.00	2828.81	7857.81	2474494	20	4751.03	2672.45	7423.48	7991	78	59.84	33.66	93.49	
15	Maharashtra	5824047	25	0.00	14560.12	14560.12	3712223	25	0.00	13920.84	13920.84	6867	79	0.00	81.37	81.37	
16	Manipur	148221	51	0.00	755.93	755.93	38434	51	0.00	294.02	294.02			0.00	0.00	0.00	
17	Meghalaya	386285	65	0.00	2510.85	2510.85	140662	65	0.00	1371.45	1371.45			0.00	0.00	0.00	
18	Mizoram	98688	64	0.00	631.60	631.60	42355	64	0.00	406.61	406.61			0.00	0.00	0.00	
19	Nagaland	150539	52	0.00	782.80	782.80	35504	52	0.00	276.93	276.93	963	78	0.00	11.27	11.27	
20	Orissa	3021006	37	0.00	11177.72	11177.72	1650225	37	0.00	9158.75	9158.75			0.00	0.00	0.00	
21	Punjab	935300	45	2104.43	2104.43	4208.85	659000	45	2224.13	2224.13	4448.25	4900	45	16.54	16.54	33.08	
22	Rajasthan	2950296	40	8260.83	3540.36	11801.18	1568691	40	6588.50	2823.64	9412.15	1318	78	10.79	4.63	15.42	
23	Sikkim	36436	69	0.00	251.41	251.41	31472	69	0.00	325.74	325.74			0.00	0.00	0.00	
24	Tamilnadu	2688345	45	0.00	12097.55	12097.55	2110620	45	0.00	14246.69	14246.69	8816	78	0.00	103.15	103.15	
25	Telangana	1256987	31	0.00	3896.66	3896.66	756319	31	0.00	3516.88	3516.88	7976	44	1.00	51.64	52.64	
26	Tripura	247301	46	0.00	1137.58	1137.58	129893	46	0.00	896.26	896.26			0.00	0.00	0.00	
27	Uttarakhand	385903	41	0.00	1582.20	1582.20	281662	41	0.00	1732.22	1732.22			0.00	0.00	0.00	
28	Uttar Pradesh	7199154	36	8811.76	17105.19	25916.95	3052248	36	5603.93	10878.21	16482.14	1823	78	7.25	14.08	21.33	
29	West Bengal	7380106	49	0.00	36162.52	36162.52	4613573	49	0.00	33909.76	33909.76	32940	78	0.00	385.40	385.40	
30	A&N islands	16641	23	0.00	38.27	38.27	11532	23	0.00	39.79	39.79			0.00	0.00	0.00	
31	Chandigarh	30000	44	52.80	79.20	132.00	20000	44	52.80	79.20	132.00			0.00	0.00	0.00	
32	D&N Haveli	20200	31	0.00	62.62	62.62	14500	31	0.00	67.43	67.43			0.00	0.00	0.00	
33	Daman & Diu	9400	23	0.00	21.62	21.62	6800	23	0.00	23.46	23.46			0.00	0.00	0.00	
34	Delhi	684713	31	1061.31	1061.31	2122.61	437095	31	1016.25	1016.25	2032.49			0.00	0.00	0.00	
35	Lakshadweep	4237	27	0.00	11.44	11.44	3063	27	0.00	12.41	12.41			0.00	0.00	0.00	
36	Puducherry	26592	36	0.00	95.73	95.73	21179	38	0.00	120.72	120.72			0.00	0.00	0.00	
	TOTAL	65118171			34041.89	229022.92	263064.82	35571227		28195.03	183007.00	211202.03	106373		123.23	1042.40	1165.63




(श्री. विजय भास्कर / G. VIJAYA BHASKAR)
 निदेशक / Director
 मा. सं. वि. मन्त्रालय / Min. of H.R.D.
 भारत सरकार / Govt. of India
 स्कूल शिक्षा और साक्षरता विभाग
 D/o School Education & Literacy
 शाही बग, नई दिल्ली / Shahi Bagh, New Delhi-110001

MID-DAY-MEAL SCHEME
Allocation of foodgrains for the 2nd Quarter of 2017-18
(For the period 01.07.2017 to 30.09.2017)

(In MTs)

Sl. No.	State/UT	PRIMARY STAGE					UPPER PRIMARY STAGE					NCLP				
		No. of children approved by PAB for 2016-17	No. of Working Days approved by PAB for 2nd QTR of the year 2016-17	Foodgrains			No. of children approved by PAB for 2016-17	No. of Working Days approved by PAB for 2nd QTR of the year 2016-17	Foodgrains			No. of children approved by PAB for 2016-17	No. of Working Days approved by PAB for 2nd QTR of the year 2016-17	Foodgrains		
				Wheat	Rice	Total			Wheat	Rice	Total			Wheat	Rice	Total
1	2	3	4	5	6	7=(5+6)	8	9	10	11	12=(10+11)	13	14	15	16	17=(15+16)
1	Andhra Pradesh	1828776	71	0.00	12984.31	12984.31	970002	71	0.00	10330.52	10330.52	1413	92	0.00	19.50	19.50
2	Arunachal Pradesh	168079	65	0.00	1092.51	1092.51	70602	65	0.00	688.37	688.37			0.00	0.00	0.00
3	Assam	2900000	46	0.00	13340.00	13340.00	1350000	46	0.00	9315.00	9315.00	11309	78	0.00	132.32	132.32
4	Bihar	9802783	68	0.00	66658.92	66658.92	3821686	68	0.00	38981.20	38981.20	4466	78	0.00	52.25	52.25
5	Chhattisgarh	1790000	72	0.00	12888.00	12888.00	1110000	72	0.00	11988.00	11988.00			0.00	0.00	0.00
6	Goa	85875	67	575.36	0.00	575.36	57260	67	575.46	0.00	575.46			0.00	0.00	0.00
7	Gujarat	2760840	74	10215.11	10215.11	20430.22	1632295	74	9059.24	9059.24	18118.47	1714	92	11.83	11.83	23.65
8	Haryana	1013809	69	2098.58	4896.70	6995.28	688088	69	2136.51	4985.20	7121.71	4868	79	17.31	40.38	57.69
9	Himachal Pradesh	301531	48	0.00	1447.35	1447.35	226687	48	0.00	1632.15	1632.15			0.00	0.00	0.00
10	Jammu & Kashmir	485000	52	0.00	2522.00	2522.00	232000	52	0.00	1809.60	1809.60	627	79	0.00	7.43	7.43
11	Jharkhand	2111270	71	0.00	14990.02	14990.02	872093	71	0.00	9287.79	9287.79	6336	77	0.00	73.18	73.18
12	Karnataka	2909766	74	3014.52	18517.75	21532.27	1757880	74	2731.75	16780.72	19512.47	2046	80	3.44	21.11	24.55
13	Kerala	1531140	58	0.00	8880.61	8880.61	971090	63	0.00	9176.80	9176.80			0.00	0.00	0.00
14	Madhya Pradesh	3928905	74	18607.29	10466.60	29073.90	2474494	74	17578.81	9888.08	27466.88	7991	79	60.60	34.09	94.69
15	Maharashtra	5824047	69	0.00	40185.92	40185.92	3712223	69	0.00	38421.51	38421.51	6867	78	0.00	80.34	80.34
16	Manipur	148221	66	0.00	978.26	978.26	38434	66	0.00	380.50	380.50			0.00	0.00	0.00
17	Meghalaya	386285	62	0.00	2394.97	2394.97	140662	62	0.00	1308.16	1308.16			0.00	0.00	0.00
18	Mizoram	98688	56	0.00	552.65	552.65	42355	56	0.00	355.78	355.78			0.00	0.00	0.00
19	Nagaland	150539	63	0.00	948.40	948.40	35504	63	0.00	335.51	335.51	963	78	0.00	11.27	11.27
20	Orissa	3021006	71	0.00	21449.14	21449.14	1650225	71	0.00	17574.90	17574.90			0.00	0.00	0.00
21	Punjab	935300	70	3273.55	3273.55	6547.10	659000	70	3459.75	3459.75	6919.50	4900	90	33.08	33.08	66.15
22	Rajasthan	2950296	73	15076.01	6461.15	21537.16	1568691	73	12024.02	5153.15	17177.17	1318	79	10.93	4.69	15.62
23	Sikkim	36436	67	0.00	244.12	244.12	31472	67	0.00	316.29	316.29			0.00	0.00	0.00
24	Tamilnadu	2688345	58	0.00	15592.40	15592.40	2110620	58	0.00	18362.39	18362.39	8816	77	0.00	101.82	101.82
25	Telangana	1256987	69	0.00	8673.21	8673.21	756319	69	0.00	7827.90	7827.90	7976	92	1.00	109.07	110.07
26	Tripura	247301	61	0.00	1508.54	1508.54	129893	61	0.00	1188.52	1188.52			0.00	0.00	0.00
27	Uttarakhand	385903	72	0.00	2778.50	2778.50	281662	72	0.00	3041.95	3041.95			0.00	0.00	0.00
28	Uttar Pradesh	7199154	71	17378.76	33735.24	51113.99	3052248	71	11052.19	21454.25	32506.44	1823	79	7.34	14.26	21.60
29	West Bengal	7380106	70	0.00	51660.74	51660.74	4613573	70	0.00	48442.52	48442.52	32940	79	0.00	390.34	390.34
30	A&N islands	16641	66	0.00	109.83	109.83	11532	66	0.00	114.17	114.17			0.00	0.00	0.00
31	Chandigarh	30000	68	81.60	122.40	204.00	20000	68	81.60	122.40	204.00			0.00	0.00	0.00
32	D&N Haveli	20200	72	0.00	145.44	145.44	14500	72	0.00	156.60	156.60			0.00	0.00	0.00
33	Daman & Diu	9400	72	0.00	67.68	67.68	6800	72	0.00	73.44	73.44			0.00	0.00	0.00
34	Delhi	684713	71	2430.73	2430.73	4861.46	437095	71	2327.53	2327.53	4655.06			0.00	0.00	0.00
35	Lakshadweep	4237	57	0.00	24.15	24.15	3063	57	0.00	26.19	26.19			0.00	0.00	0.00
36	Puducherry	26592	64	0.00	170.19	170.19	21179	67	0.00	212.85	212.85			0.00	0.00	0.00
TOTAL		65118171		72751.52	372407.09	445158.61	35571227		61026.85	304578.92	365605.77	106373		145.53	1136.95	1282.48

Requirement of foodgrains for first six month of 2017-18	
Item	Quantity (in MTs)
Rice	1091195.28
Wheat	196284.05
Total	1287479.33


 (श्री. विजय भास्कर / G. VIJAYA BHASKAR)
 निदेशक / Director
 मा.श.वि. मन्त्रालय / Min. of M.R.D.
 भारत सरकार / Govt. of India
 स्कूल शिक्षा और साक्षरता विभाग
 D/o School Education & Literacy
 शास्त्री भवन, नई दिल्ली / Shastri Bhawan, New Delhi-110001

Monthly Report for supply of foodgrains and payment made to FCI under Mid-Day Meal Scheme

Name of the STATE/UT-----

Financial Year: -----

Annual/Six monthly Allocation (in MTs)	Foodgrains lifted (till last month)	Foodgrains lifted during the month (in MTs)	Foodgrains released to Schools/Cooking agencies (in MTs) (till this month)	Pending bills of FCI of the previous year (in Rs.)	Bill submitted by FCI (till this month)		Payment made to FCI (till this month)	
					Quantity (in MTs)	Amount (in Rs.)	Quantity (in MTs)	Amount (in Rs.)
1	2	3	4	5	6	7	8	9
1	Rice							
2	Wheat							
	Total							

Date: _____

Place: _____

(Signature)

Secretary of the Nodal Department
Government/UT Administration of ----


(श्री. विजय भास्कर / G. VIJAYA BHASKAR)
निदेशक / Director
मा.श.वि. मन्त्रालय / Min. of H.R.D.
भारत सरकार / Govt. of India
स्कूल शिक्षा और साक्षरता विभाग
Min. School Education & Literacy
शास्त्री भवन, नई दिल्ली / Shastri Bhawan, New Delhi-110001

[Mid-Day Meal Scheme]

Name of the STATE/UT-----

Financial Year: 2016-17-----

UTILISATION OF FOODGRAINS (PRY & U PRY) during 2016-17

Sl. No.	Foodgrains	PRIMARY					UPPER PRIMARY				
		Allocation for the year 2016-17	Opening Balance as on 31.3.2016	Lifted from FCI during 2016-17	Aggregate quantity Consumed at School level	Balance* Stock as on 31.3.2017	Allocation for the year 2016-17	Opening Balance as on 31.3.2016	Lifted from FCI during 2016-17	Aggregate quantity Consumed at School level	Balance* Stock as on 31.3.2017
1	2	3	4	5	6	7	8	9	10	11	12
1	Rice										
2	Wheat										
	Total										

*: includes unspent balance at State, District, Block and schools/cooking agencies level at the end of the year.

Date: _____

Place: _____

(Signature)

Secretary of the Nodal Department
Government/UT Administration of ----


श्री. विजय भास्कर / G. VIJAYA BHASKAR
 निदेशक / Director
 मा.सं.वि. मन्त्रालय / Min. of H.R.D.
 भारत सरकार / GOVT. of India
 स्कूल शिक्षा और साक्षरता विभाग
 D/o School Education & Literacy
 शाही बाग, नई दिल्ली / Shahi Bagh, New Delhi-110001